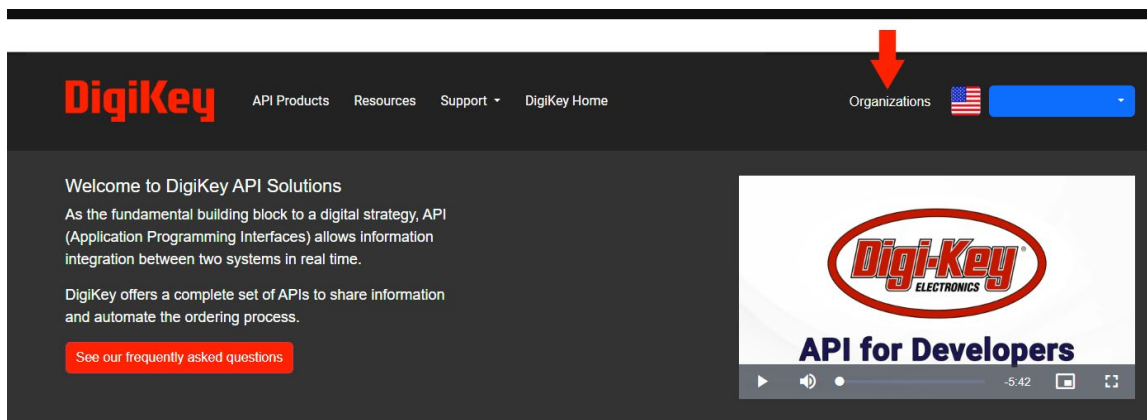


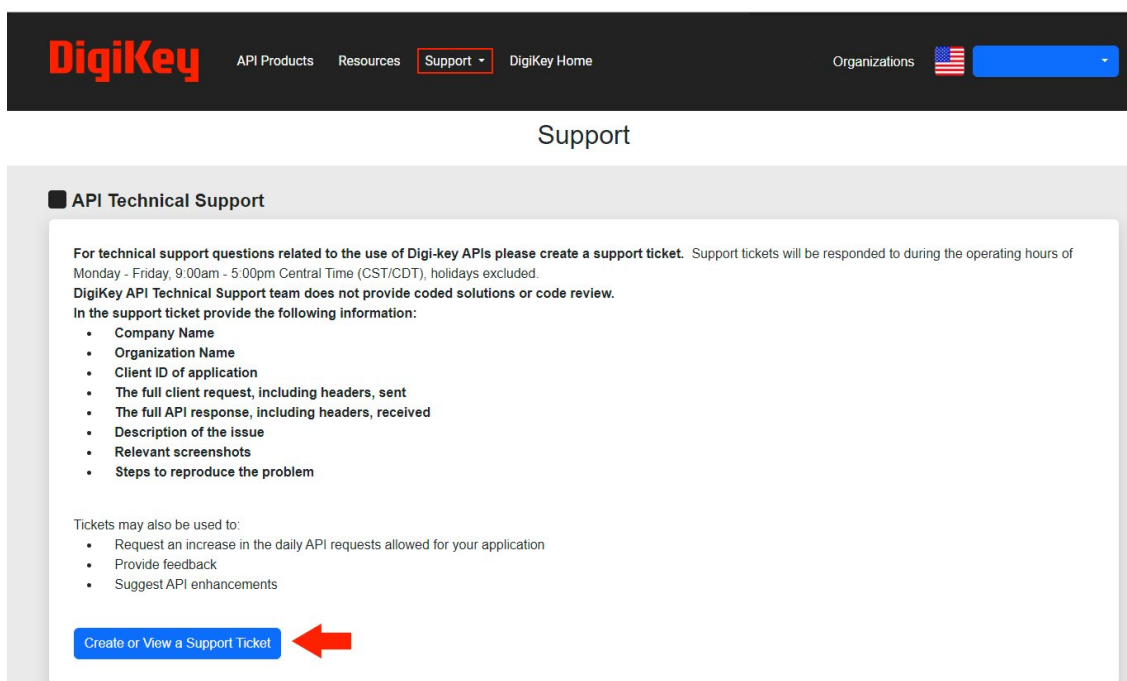
Marketplace API instructions

We are happy to let you know that our new Marketplace API sandbox is now available for you to access. The following steps need to be completed prior to getting access to the Marketplace APIs.

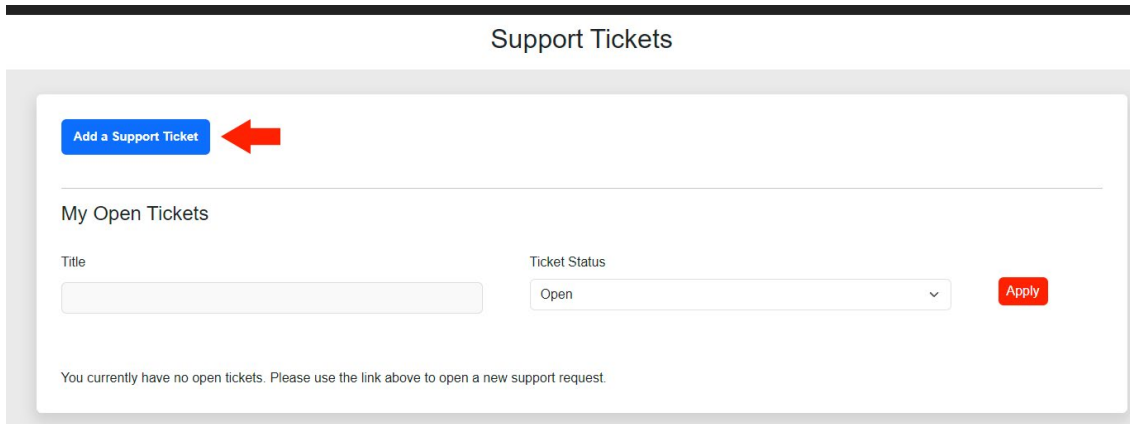
1. Register an account on <https://developer.digikey.com> or login if you already have a MyDigikey account.
2. Create an organization by clicking on **“Organizations”** next to your username. Then click the **“+ Create Organization”** button.



3. Create a support ticket requesting access to the Marketplace APIs.
 - Click on **“Support”** in the top menu and then click the **“Create or View a Support Ticket”** button.



- Click the **"Add a Support Ticket"** button.



- Add the following information in your support ticket then click **"Save"**.
Note: it will take up to one business day for our administrators to review and approve.

- Company name
- Login email address
- Organization name
- DigiKey vendor ID (if known)

Add support ticket

Support Request*

A brief description of the support request

Ticket Description

B I [Link] [List] [Text] [Quote] [Code] Paragraph [Source]

Company Name = ABC Electronics
 Login Email Address = John.Doe@ABCExample.com
 Organization Name = ABC Electronics
 DigiKey VendorID = 1234

Ticket Status*

Author

- 5. Once you have completed these steps you should be able to view and begin using the Marketplace APIs the next time you log into the developer portal.

The screenshot shows the DigiKey developer portal's 'Products' section. It features a grid of API cards. A large red arrow points to the 'Marketplace' card, which is highlighted. The 'Marketplace' card includes the text: 'API operation for integrating with the Digi-Key Marketplace' and '9 APIs Included'. Other cards include 'Order Status', 'Quote', 'Product Information V4', 'MyLists', 'SupplyChain', 'Order Support (Deprecated)', 'Ordering', and 'Barcode'.

- 6. Below is a quick API migration reference that shows DK API endpoints.

The screenshot shows the DigiKey developer portal's 'Orders' section. It displays a list of API endpoints categorized by group. A sidebar on the left lists categories: Marketplace, Custom, Products, FileDocuments, Shipping, and Orders. The main content area shows the following endpoints:

Category	Method	Endpoint Name	Info	Close
Marketplace	PUT	UpdateAdditionalFields	ⓘ	✖
Custom	PUT	UpdateSupplierInvoiceNumber	ⓘ	✖
Products	GET	GetVATFile	ⓘ	✖
FileDocuments	GET	GetOrders	ⓘ	✖
Shipping	PUT	AcceptOrderLinesByOrderid	ⓘ	✖
Shipping	PUT	ShipOrder	ⓘ	✖
Orders	PUT	CancelOrderLinesByOrderid	ⓘ	✖

Please contact your supplier success team member with any questions or issues setting up your access.